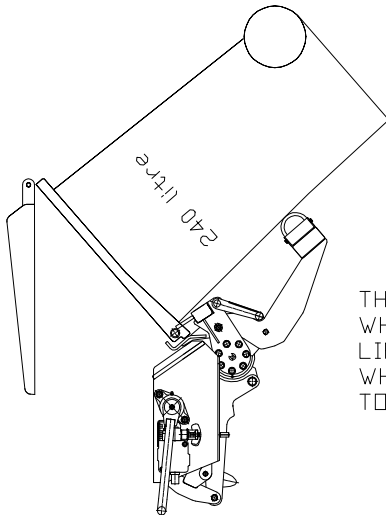
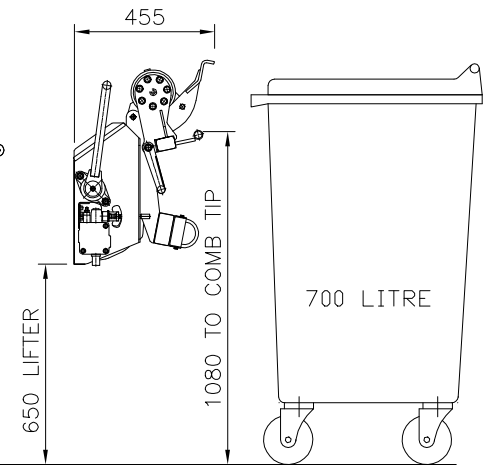
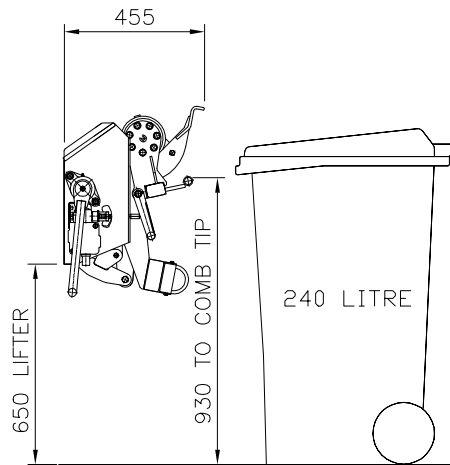
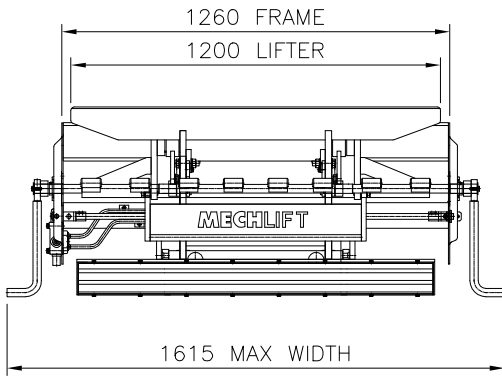


## DIMENSIONS:

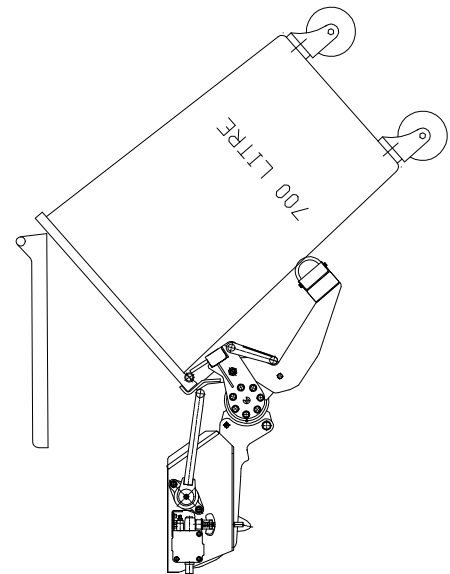
# MECHLIFT 450

IN LOWERED POSITION

IN RAISED POSITION



THE ML450 IS HEIGHT ADJUSTABLE, WHICH MEANS IT IS POSSIBLE TO LIFT THE COMMON 240 LITRE WHEELIE BINS AND THE TALLER 600 TO 700 LITRE FOUR WHEELED BINS



FOR INSTALLATION AND MORE COMPREHENSIVE DETAILS, PLEASE VISIT [WWW.MECHLIFT.COM](http://WWW.MECHLIFT.COM)

## SPECIFICATIONS:

LIFTER TYPE:	Low Level (Height adjustable)
BIN TYPE:	2 x 240 litre 1 x 660 or 770 litre
CYCLE TIME:	7 – 8 seconds
TIPPING ANGLE:	45 degrees
LIFTING CAPACITY:	400 Kg
HYDRAULIC PRESSURE:	180 bar
HYDRAULIC FLOW:	18 litre/min
NOISE LEVEL:	< 72 dBA
SHIPPING DIMENSIONS:	1615 x 615 x 455mm
LIFTER MASS:	220 Kgs

## FEATURES:

1. Multipurpose, one of the few lifters which can easily handle 240 litre bins and 660 or 770 litre bins
2. Low Level Lifter, bags and hand managed refuse can easily be loaded
3. Proven actuator kinematics, uses the same principle as all Mechlift lifters, which have proven to be the best and most reliable lifters available over the past ten years.
4. Weight – this is kept to the minimum through a simple yet robust design, thus resulting in bigger pay loads
5. Single operator, but can still be operated from LHS or RHS

## OTHER:

The ML 450 has been designed to handle the tough local conditions and stand up to abuse. Due to the limited number of moving parts, maintenance is kept to a minimum and a longer life expectancy can be achieved.

No exposed cylinder rods to be damaged or ingest dirt.